Same Shape, New Angle

GRADE 8 SET 1

Name _____ Date _____

SKILL Visual processing - spatial visualisation, mental rotation

STRATEGY Fold the net in your head one face at a time. Opposite faces can never be seen together.

1 Fold it in your head

Each net folds into one cube. Circle the cube on the right that it could make.

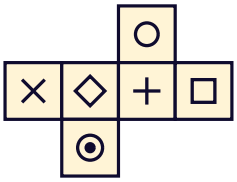

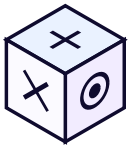

A

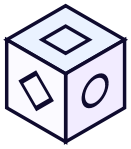

B

C

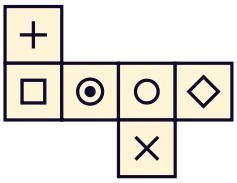

A

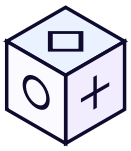

B

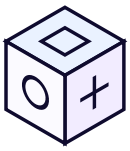

C

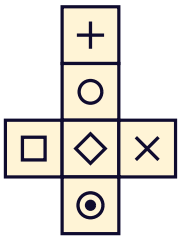

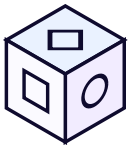

A

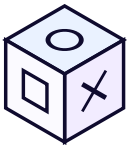

B

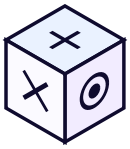

C

2 What is on the other side?

The marked face is highlighted. Circle the symbol that ends up on the opposite face of the cube.

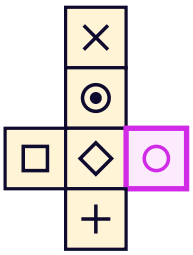



A



B

C



D

Same Shape, New Angle

GRADE 8 SET 1

Name _____ Date _____

SKILL Visual processing - form constancy, visual matching

STRATEGY Pick one feature of each shape - the longest side, the sharpest point - and hunt for that.

3 Find the pairs

Every item on the left has a partner on the right. Draw a line to join each pair.

1 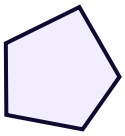 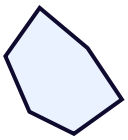 A

2 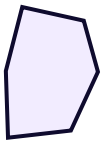 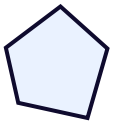 B

3 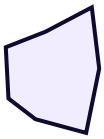 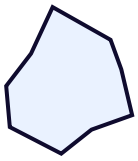 C

4 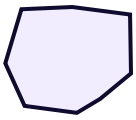 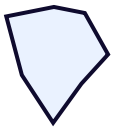 D

5 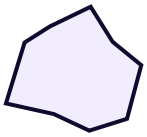 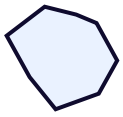 E

TRY THIS

Say out loud what you looked for before you drew each line. Naming it makes it easier to find next time.

Answer key

GRADE 8 SET 1

The correct answer is drawn for every question, not just its letter. For the adult marking the sheet.

Page 1 sections 1 and 2

Q1a

C

the only possible cube

Q1b

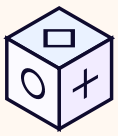

B

the only possible cube

Q1c

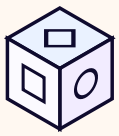

A

the only possible cube

Q2

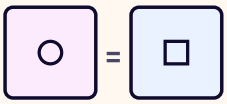

B

these two faces are opposite

Page 2 section 3, the matching pairs

1 = B

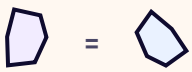

2 = A

3 = D

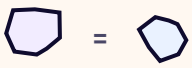

4 = E

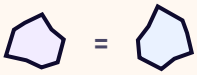

5 = C

TALKING POINT

Ask how they decided. Naming the method - "I followed the longest edge", "I checked which face was opposite" - is what carries over to maps, diagrams and geometry. The score on the page is not the part that transfers.