Same Shape, New Angle

GRADE 3 SET 4

Name _____ Date _____

SKILL Visual processing - form constancy, mental rotation

STRATEGY Turn the picture in your head before you look. Find one corner that cannot lie.

1 Same shape, turned

The shape on the left has been turned. Circle the one option that is exactly the same shape.

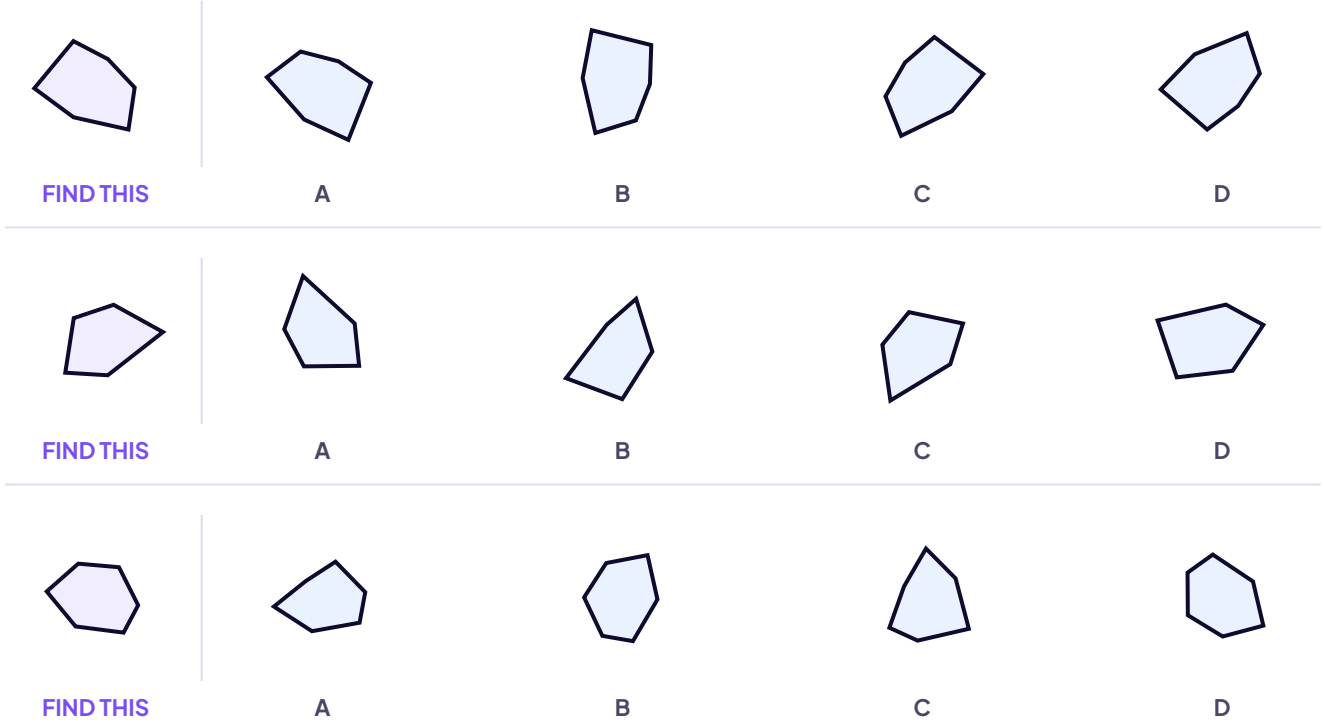

2 Turned, or flipped?

Four copies of the same shape. Three have been turned. Circle the ONE that has been flipped over.

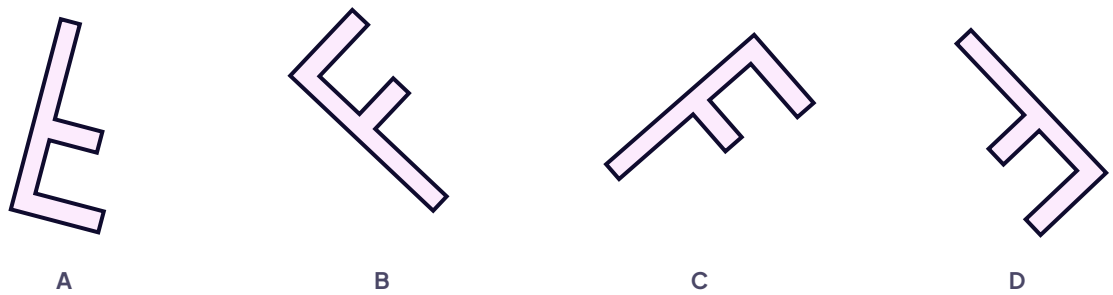

Same Shape, New Angle

GRADE 3 SET 4

Name _____ Date _____

SKILL Visual processing - form constancy, visual matching

STRATEGY Pick one feature of each shape - the longest side, the sharpest point - and hunt for that.

3 Find the pairs

Every item on the left has a partner on the right. Draw a line to join each pair.

1 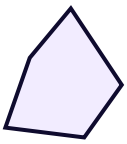

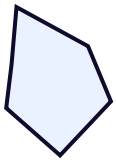 A

2 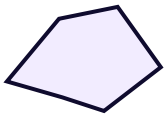

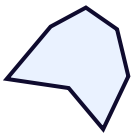 B

3 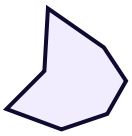

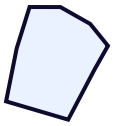 C

4 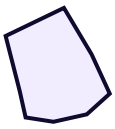

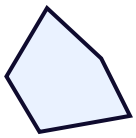 D

TRY THIS

Say out loud what you looked for before you drew each line. Naming it makes it easier to find next time.

Answer key

GRADE 3 SET 4

The correct answer is drawn for every question, not just its letter. For the adult marking the sheet.

Page 1 sections 1 and 2

Q1a

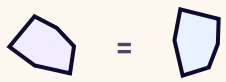

B

the target, turned 296°

Q1b

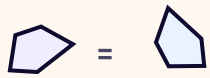

A

the target, turned 99°

Q1c

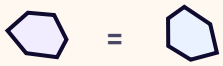

D

the target, turned 154°

Q2

A

flipped, not turned

Page 2 section 3, the matching pairs

1 = D

2 = A

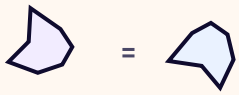

3 = B

4 = C

TALKING POINT

Ask how they decided. Naming the method - "I followed the longest edge", "I checked which face was opposite" - is what carries over to maps, diagrams and geometry. The score on the page is not the part that transfers.