Look, Cover, Draw

Grade 4

1 LOOK

Study, then turn over

Domain: Memory | Skill: Visual sequential memory | Strategy: Sweep and rehearse

Look at the 5 shapes for 10 seconds.

Remember them in order, from left to right. When the time is up, turn this page over and draw them. Do not look back at this page.

TIMER Ask someone to time you, or set a phone timer for 10 seconds. No timer? Count slowly to 10.

Today's strategy · Sweep and rehearse

Move your eyes along the shapes in order, then do it again before the time is up. Two clean sweeps beat one long stare, because the second one tells you which shape you have not really got yet.

The sequence

read left to right, top row first

1



2

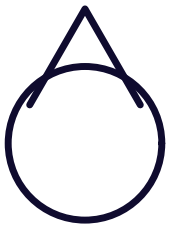

3



4

5

Time up? Turn the page over now — and leave it face down.

© 2026 EyeQBoost. Free to print and photocopy for home and classroom use. Not for resale.

Look, Cover, Draw

Grade 4

2 DRAW

From memory

Domain: Memory | Skill: Visual sequential memory | Strategy: Sweep and rehearse

Draw the 5 shapes in the order you saw them.

Neat drawing does not matter — the right shape in the right place does. If one will not come back to you, leave the box empty and move on.

1

2

3

4

5

Helper bank — only if you are stuck. Three of these 8 were never on the first page.

Finished? Turn back and check — then fill in your score on the last page.

© 2026 EyeQBoost. Free to print and photocopy for home and classroom use. Not for resale.

Look, Cover, Draw

Grade 4

3 CHECK

Compare and score

Domain: Memory | Skill: Visual sequential memory | Strategy: Sweep and rehearse

The answer

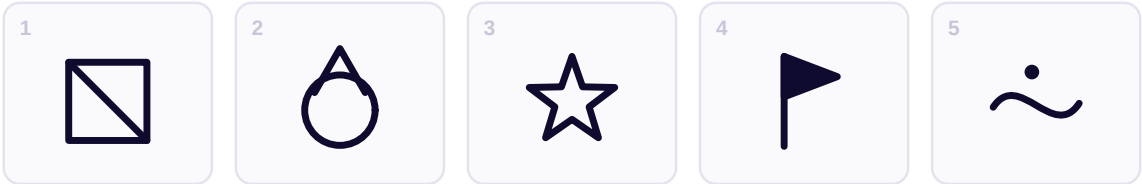

Shapes correct

_____ out of 5

The right shape, anywhere

Order correct

_____ out of 5

The right shape in the right box

Helper bank

used / not used

Circle one — both are fine

Your ladder — write your Order score here each time you finish a sheet in this grade.

Sheet 1	Sheet 2	Sheet 3	Sheet 4	Sheet 5

Where does this show up?

Copying from the board before it is rubbed off. Holding a phone number in your head long enough to type it. Following a three-step instruction in the right order.

Which of those three is hardest for you? _____

For parents & teachers

This sheet trains visual sequential memory — holding a short visual sequence in mind and reproducing it in order. Practice makes that specific skill steadier; it does not raise general intelligence, and we will never tell you otherwise. The strategy box is the part that carries over, so talk through it out loud before the timer starts.

Laminate it and use a dry-erase marker to reuse the sheet.
Untimed version: leave page one open and cover it by hand when the child is ready.

© 2026 EyeQBoost. Free to print and photocopy for home and classroom use. Not for resale.